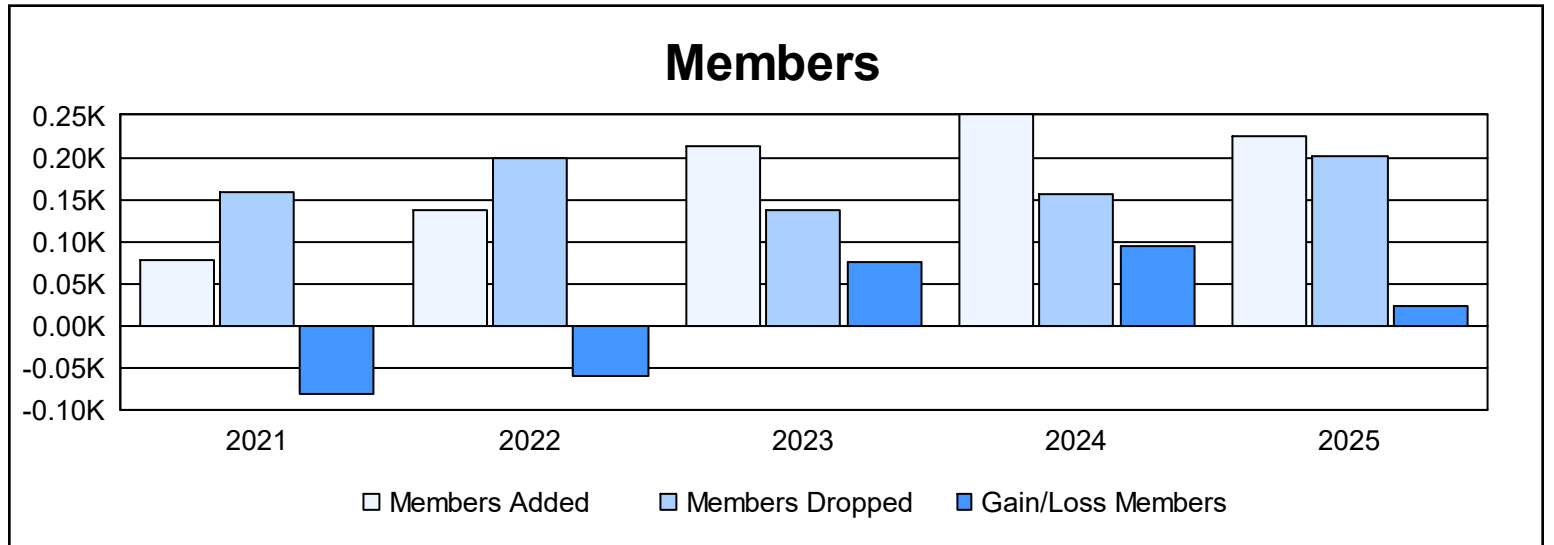
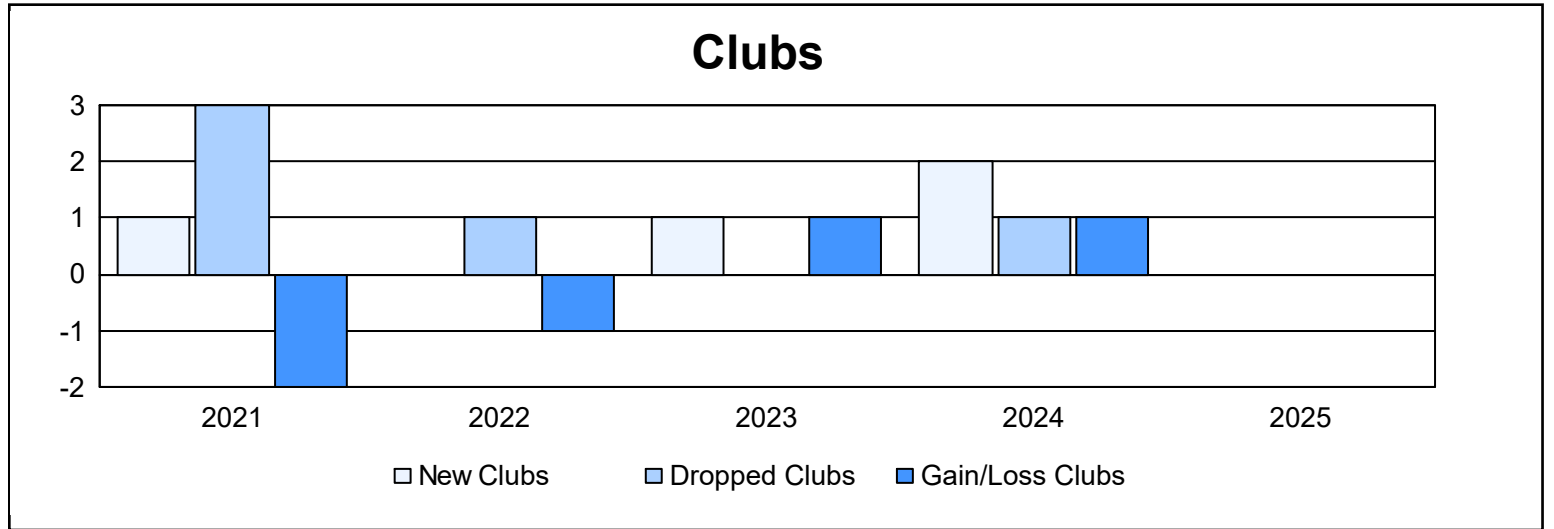
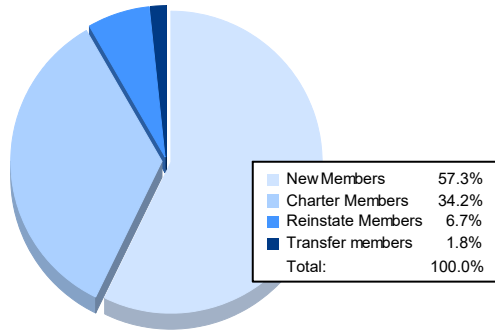


Year	New Clubs	Dropped Clubs	Gain/ Loss Clubs	New Members	Charter Members	Reinstate Members	Transfer Members	Total Member Added	Total Members Dropped	Gain/ Loss Members
2020-2021	1	3	-2	44	32	1	0	77	158	-81
2021-2022	0	1	-1	102	1	27	8	138	199	-61
2022-2023	1	0	1	171	34	3	4	212	136	76
2023-2024	2	1	1	169	50	29	2	250	155	95
2024-2025				129	77	15	4	225	202	23
<b>Average</b>	<b>1</b>	<b>1</b>	<b>0</b>	<b>123</b>	<b>39</b>	<b>15</b>	<b>4</b>	<b>180</b>	<b>170</b>	<b>10</b>



### Membership Composition June 2025 Cumulative



### Gender Composition June 2025 Cumulative

